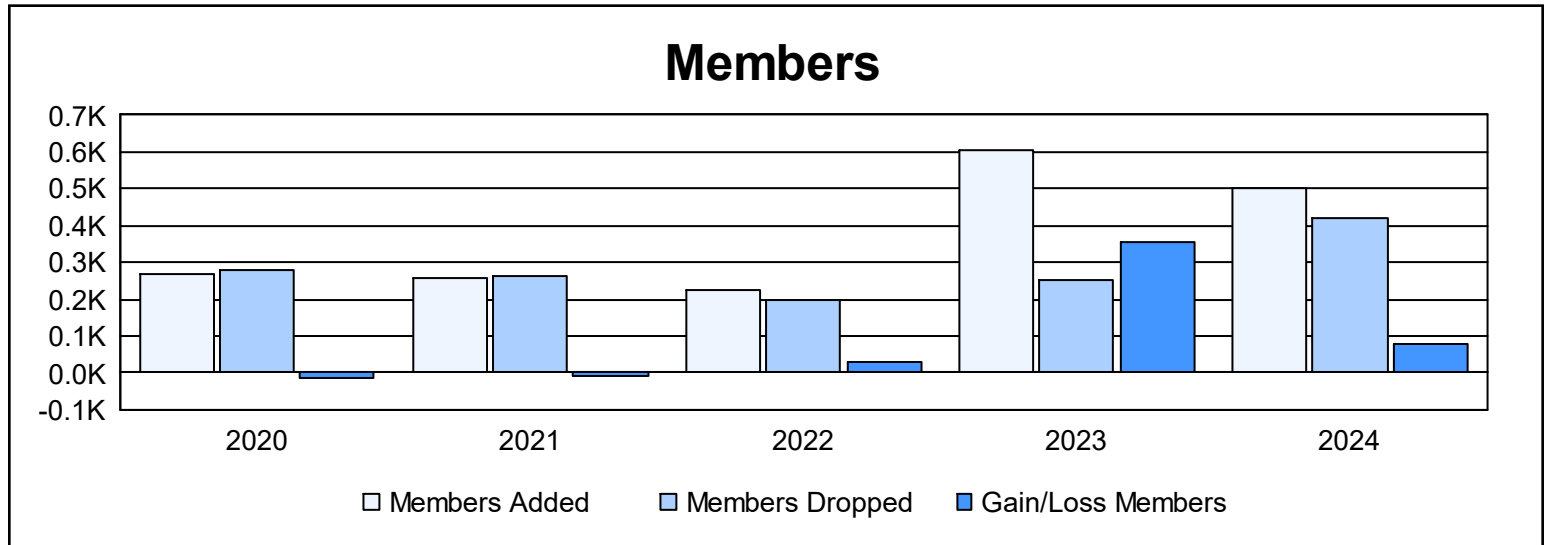
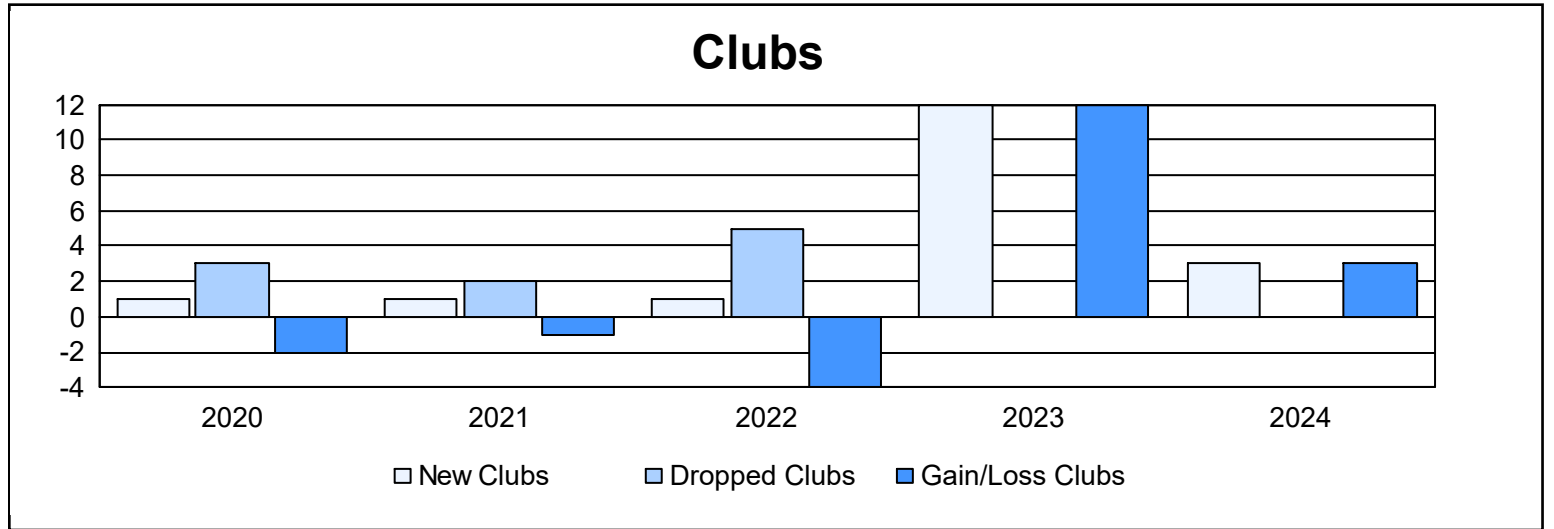
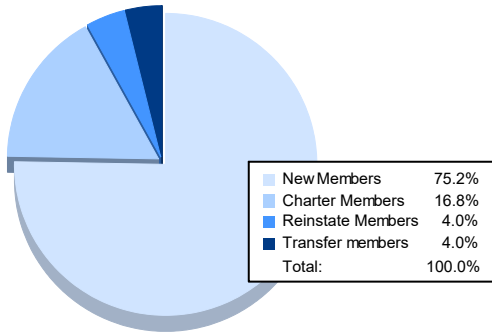


Year	New Clubs	Dropped Clubs	Gain/ Loss Clubs	New Members	Charter Members	Reinstate Members	Transfer Members	Total Member Added	Total Members Dropped	Gain/ Loss Members
2019-2020	1	3	-2	206	25	13	23	267	280	-13
2020-2021	1	2	-1	194	26	12	23	255	263	-8
2021-2022	1	5	-4	171	24	15	17	227	195	32
2022-2023	12	0	12	277	307	7	15	606	253	353
2023-2024	3	0	3	377	84	20	20	501	421	80
<b>Average</b>	<b>4</b>	<b>2</b>	<b>2</b>	<b>245</b>	<b>93</b>	<b>13</b>	<b>20</b>	<b>371</b>	<b>282</b>	<b>89</b>



### Membership Composition June 2024 Cumulative



### Gender Composition June 2024 Cumulative

